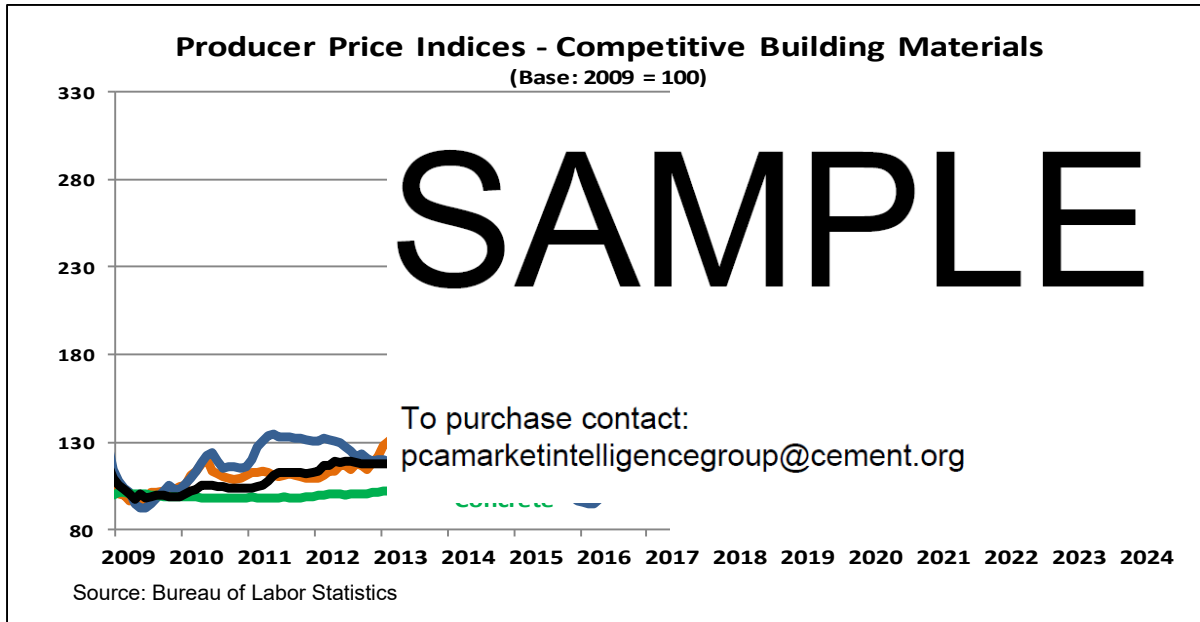


MARKET INTELLIGENCE

Ed Sullivan > Senior Vice President & Chief Economist > esullivan@cement.org > (224) 446-0843
 Joe Chiappe > Director of Data Analytics & Senior Regional Economist > jchiappe@cement.org > (847) 972-9310
 Brenden Hebert > Market Intelligence Analyst > bhebert@cement.org > (667) 367-6473

Competitive Materials Report Update: XXXX, 20XX



Executive Summary

The producer price index (PPI) for concrete products increased XX% in XXXX compared to the same month last year. The PPI for steel mill products and lumber decreased XX% and XX%, respectively, compared to the same month last year. Asphalt products were the only competing material to increase year-over-year with a growth of XX%.

Oil prices have a strong correlation to asphalt prices. PCA's forecast suggests stability in the price of oil in the near term, indicating only modest increases in the asphalt PPI during XXXX. Lumber prices are correlated with housing construction. Lumber's PPI is expected to continue easing through 2024. Slowing industrial production is expected to moderate price increases for steel during XXXX.

Over the last five years, concrete's competitive position (PPI) relative to other competing materials has eroded. Concrete products have increased in their relative cost over the last X years by approximately XX, during that same period asphalt's PPI has increased XX%, and lumber increased by XX%. Steel mill products were the only material to outpace concrete products with an increase in PPI of XX% during that period.

	Annual			Monthly					
	2021	2022	2023	Dec-23	Jan-24	Feb-24	Mar-24	Apr-24	May-24
Steel Mill Products									
% Change Year Ago									
% Change Month Ago									
Lumber									
% Change Year Ago									
% Change Month Ago									
Concrete Products									
% Change Year Ago									
% Change Month Ago									
Asphalt									
% Change Year Ago									
% Change Month Ago									

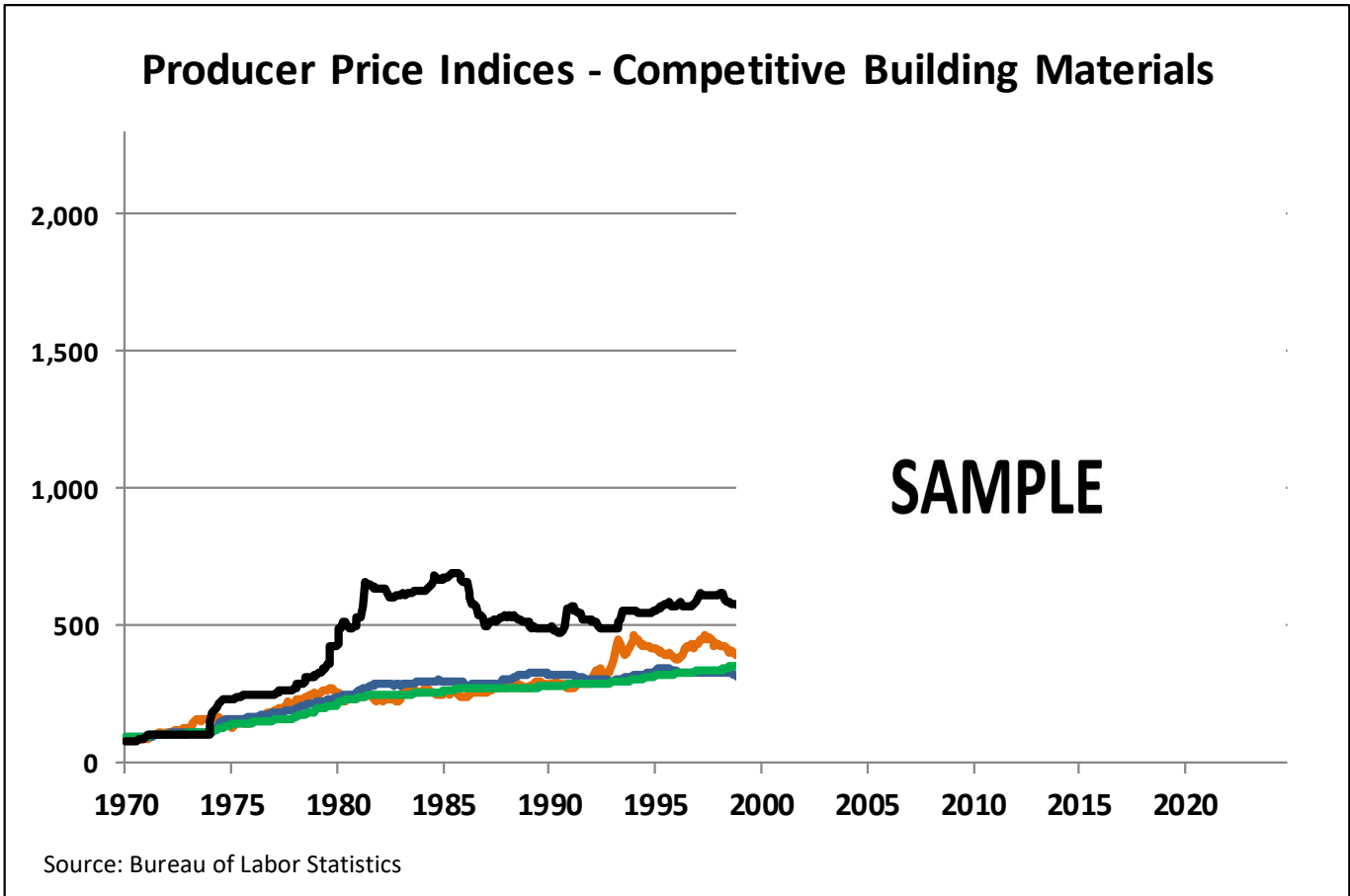
SAMPLE



America's Cement Manufacturers™

MARKET INTELLIGENCE

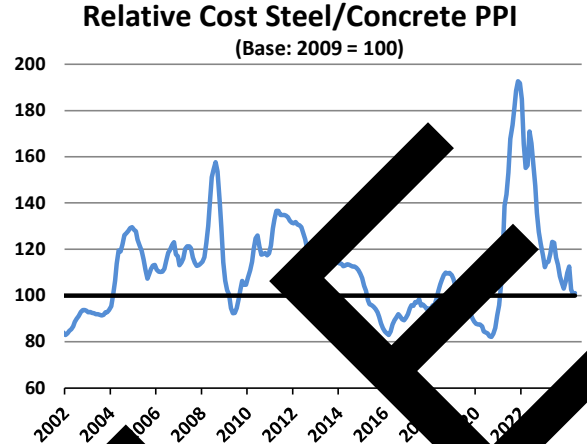
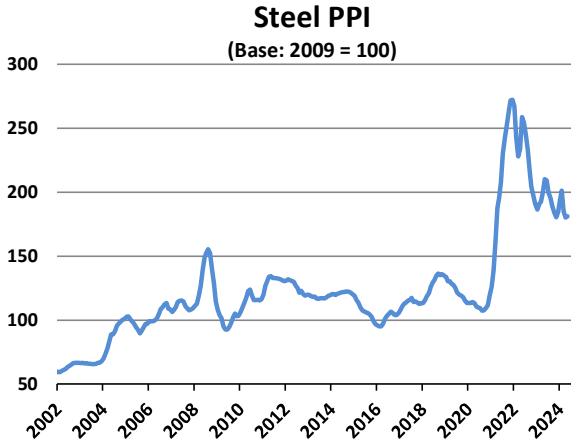
The indices on this page are based to 1971 as opposed to 2009. The series represent the same data, with the base year being the only difference. This is intended to provide a long-term overview of the price indices for the competing materials. This allows for analysis of pricing volatility on a much larger scale.



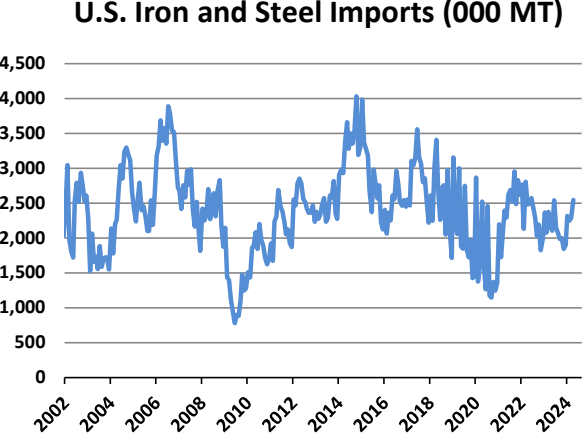
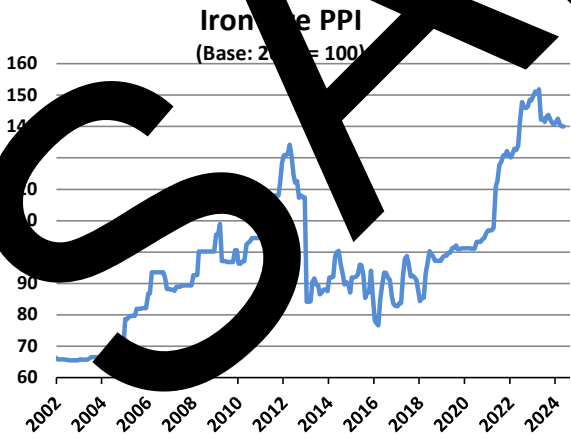
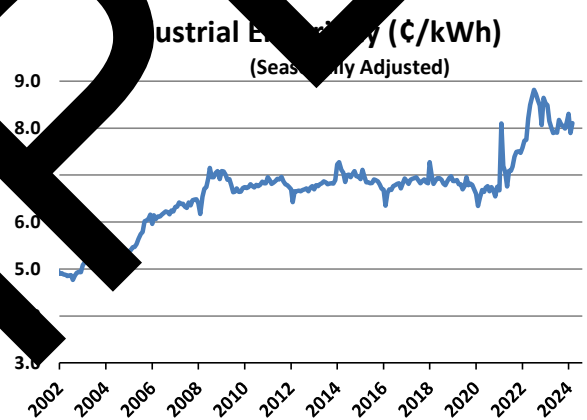
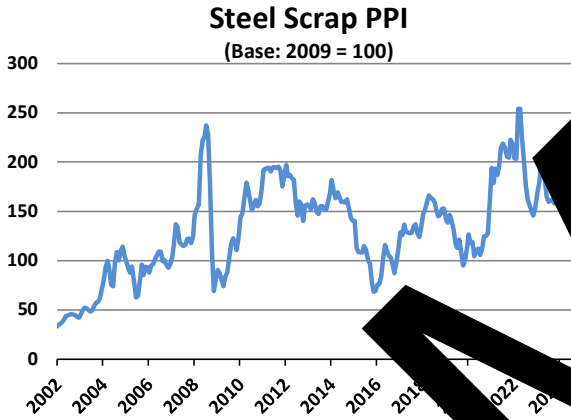
	Annual								
	<u>1970</u>	<u>1980</u>	<u>1990</u>	<u>2000</u>	<u>2010</u>	<u>2020</u>	<u>2021</u>	<u>2022</u>	<u>2023</u>
Steel Mill Products % Change Year Ago									
Lumber % Change Year Ago									
Concrete Products % Change Year Ago									
Asphalt % Change Year Ago									

SAMPLE

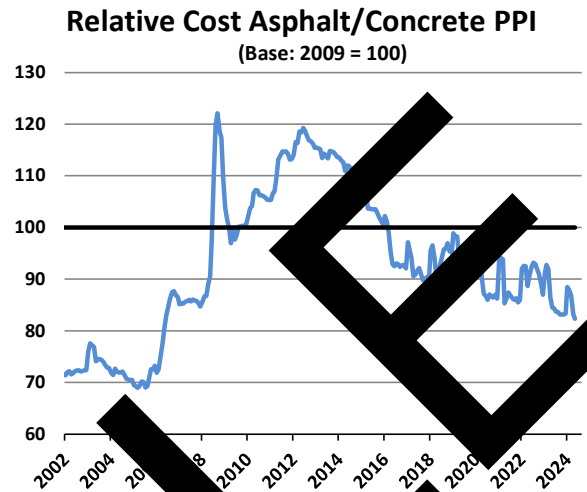
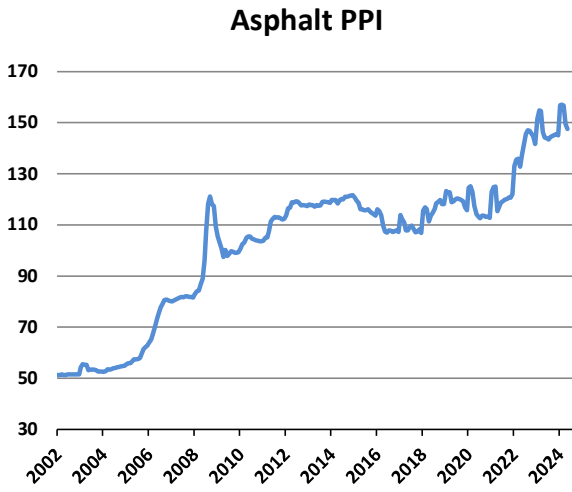
Relative Steel Price



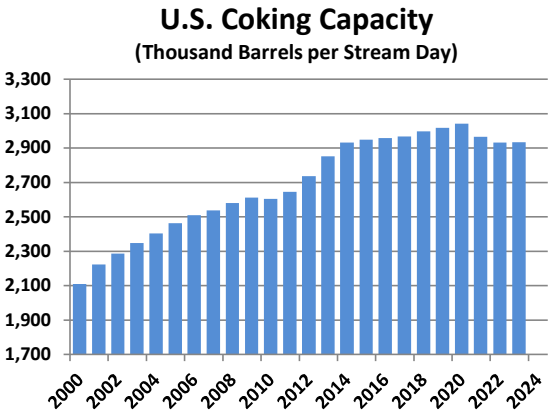
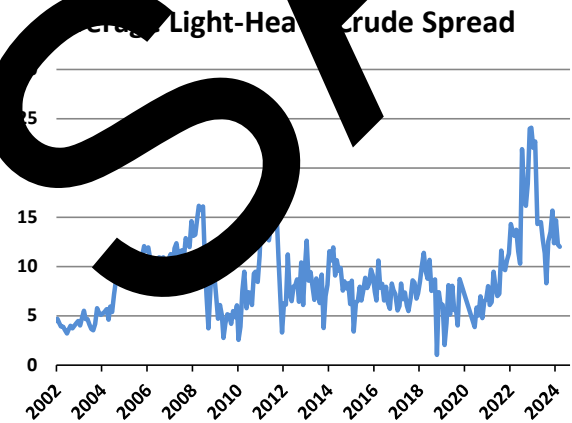
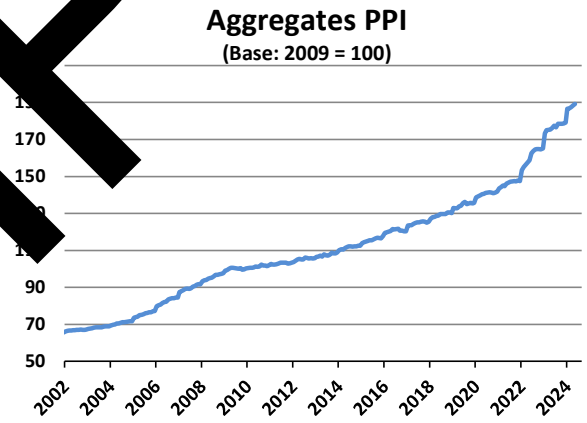
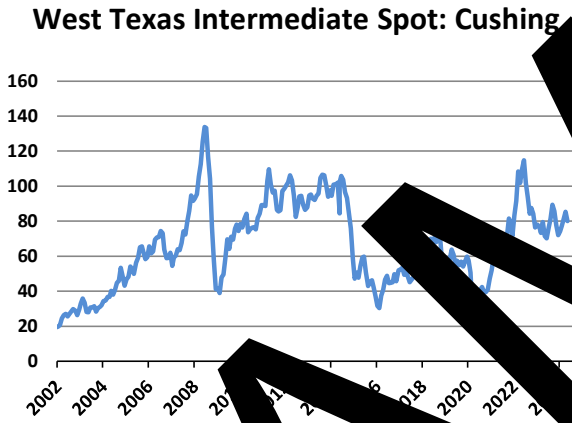
Steel Industry PPI & Cost Indicators



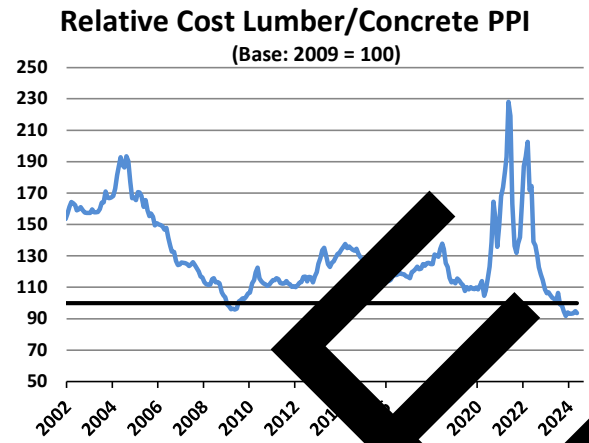
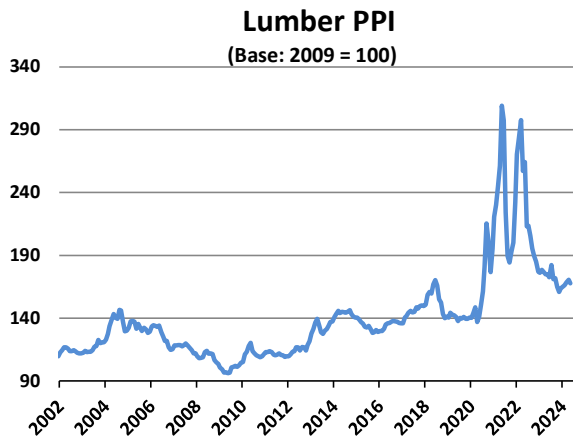
Relative Asphalt Price



Asphalt Industry PPI & Cost Indicators



Relative Lumber Price



Lumber Industry PPI & Cost Indicators

