

The logo for PCA (Portland Cement Association) features the letters 'PCA' in a bold, white, sans-serif font. A stylized white swoosh underline is positioned beneath the 'A'. A registered trademark symbol (®) is located to the right of the swoosh. The logo is centered horizontally in the upper portion of the slide.

PCA®

Since 1916

America's Cement Manufacturers™

Impacts of the American Rescue Plan Act

Brian Schmidt, Sr. Regional Economist

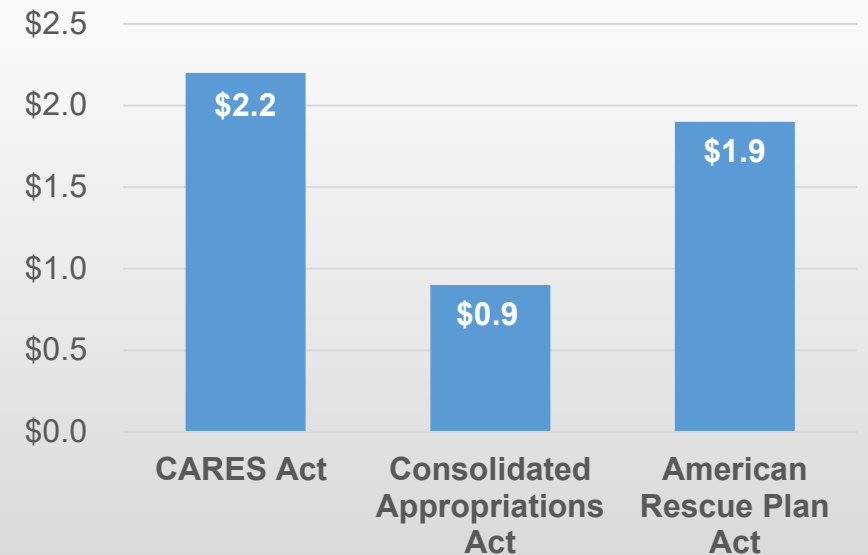
March 2021

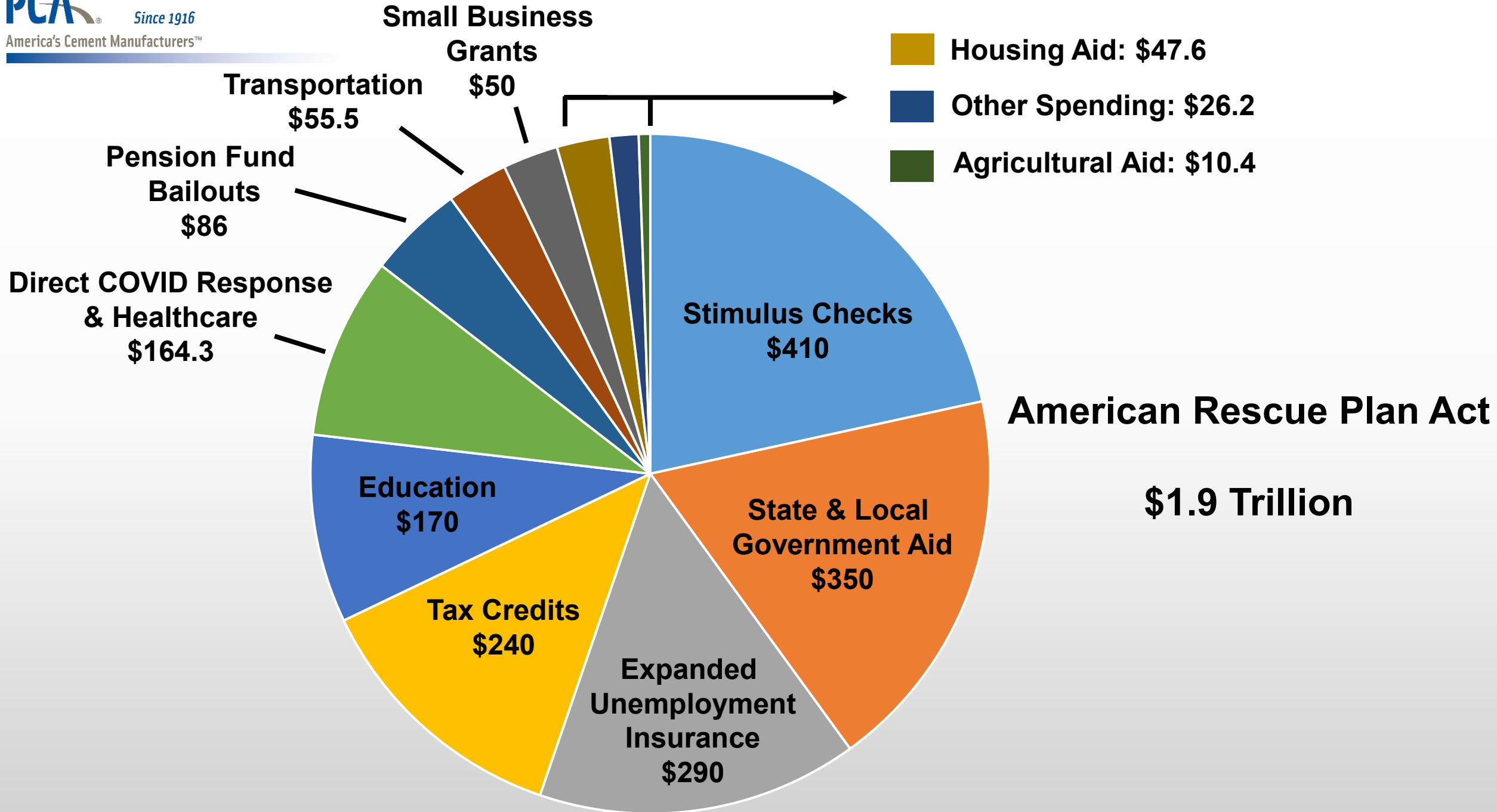
American Rescue Plan Act of 2021

- Third COVID-19 related stimulus package after the CARES Act (March 2020) and Consolidated Appropriations Act (December 2020)
- Totals \$1.9 trillion in spending and tax credits
- Passed through reconciliation with no Republican support; signed into law on March 11
- Provides expanded unemployment insurance, grants to small businesses, housing relief, increases certain tax credits, and attempts to expedite vaccine distribution
- Aid to state & local governments is perhaps the most beneficial to public construction spending

COVID-19 Related Stimulus Packages

\$Trillions





State & Local Allocation Scheme

\$Billions

Total State & Local Government Aid: \$350

State Governments & DC: \$195.3

Divided equally: \$25.5

Divided based on states' share of total unemployed Americans: \$169.8

Counties & Cities: \$130.2

Counties: \$65.1 Cities: \$65.1

Divided based on population

>50,000: \$45.6

<50,000: \$19.5

Territories & Tribes: \$24.5

Tribes: \$20

Territories: \$4.5

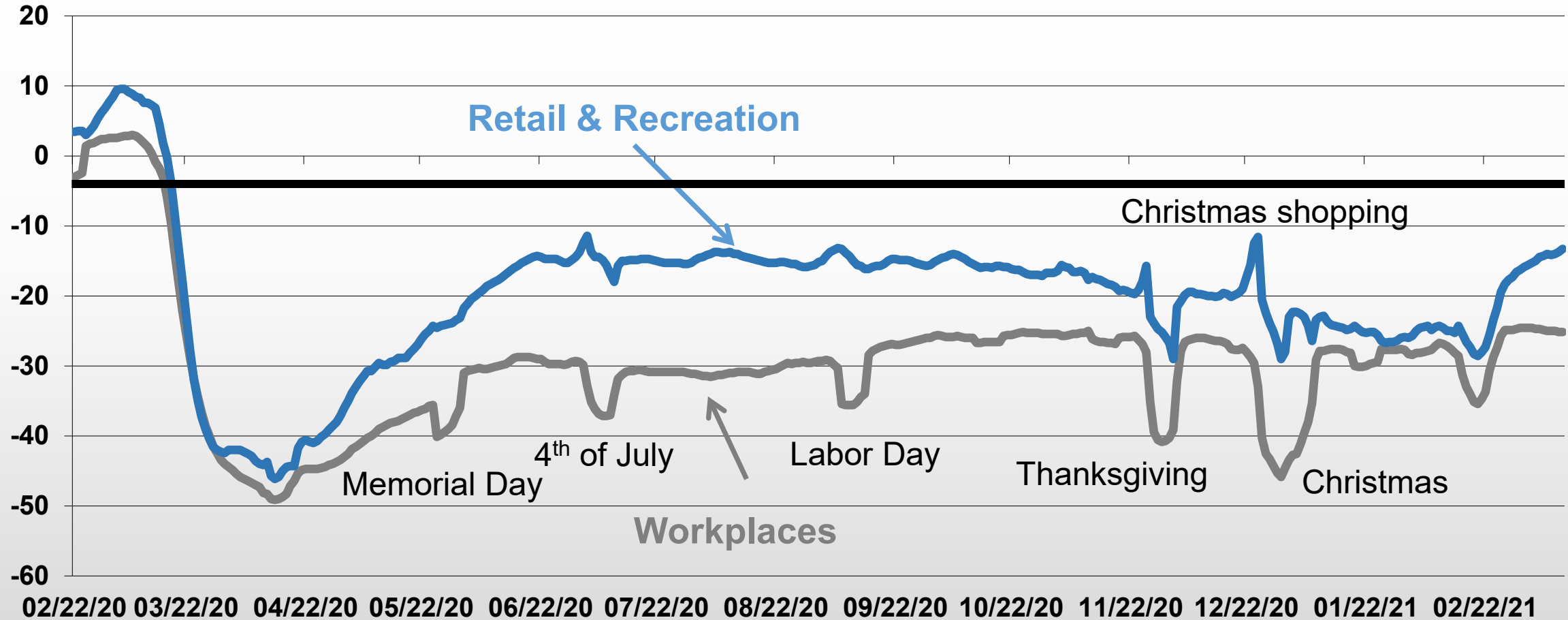
Estimated Aid Sent to States

\$Billions

Alaska	\$ 0.89	Kentucky	\$ 2.26	New York	\$ 14.02
Alabama	\$ 2.12	Louisiana	\$ 3.12	Ohio	\$ 5.58
Arkansas	\$ 1.55	Massachusetts	\$ 5.38	Oklahoma	\$ 1.84
Arizona	\$ 4.46	Maryland	\$ 3.77	Oregon	\$ 2.69
California	\$ 28.31	Maine	\$ 1.08	Pennsylvania	\$ 8.08
Colorado	\$ 3.99	Michigan	\$ 4.98	Rhode Island	\$ 1.15
Connecticut	\$ 2.97	Minnesota	\$ 2.76	South Carolina	\$ 2.58
District Of Columbia	\$ 1.07	Missouri	\$ 2.67	South Dakota	\$ 0.74
Delaware	\$ 0.99	Mississippi	\$ 1.86	Tennessee	\$ 3.32
Florida	\$ 8.47	Montana	\$ 0.85	Texas	\$ 16.37
Georgia	\$ 4.78	North Carolina	\$ 5.43	Utah	\$ 1.33
Hawaii	\$ 1.61	North Dakota	\$ 0.80	Virginia	\$ 4.26
Iowa	\$ 1.45	Nebraska	\$ 1.04	Vermont	\$ 0.67
Idaho	\$ 1.01	New Hampshire	\$ 0.95	Washington	\$ 4.28
Illinois	\$ 8.33	New Jersey	\$ 6.25	Wisconsin	\$ 2.44
Indiana	\$ 2.84	New Mexico	\$ 1.88	West Virginia	\$ 1.35
Kansas	\$ 1.36	Nevada	\$ 2.56	Wyoming	\$ 0.75

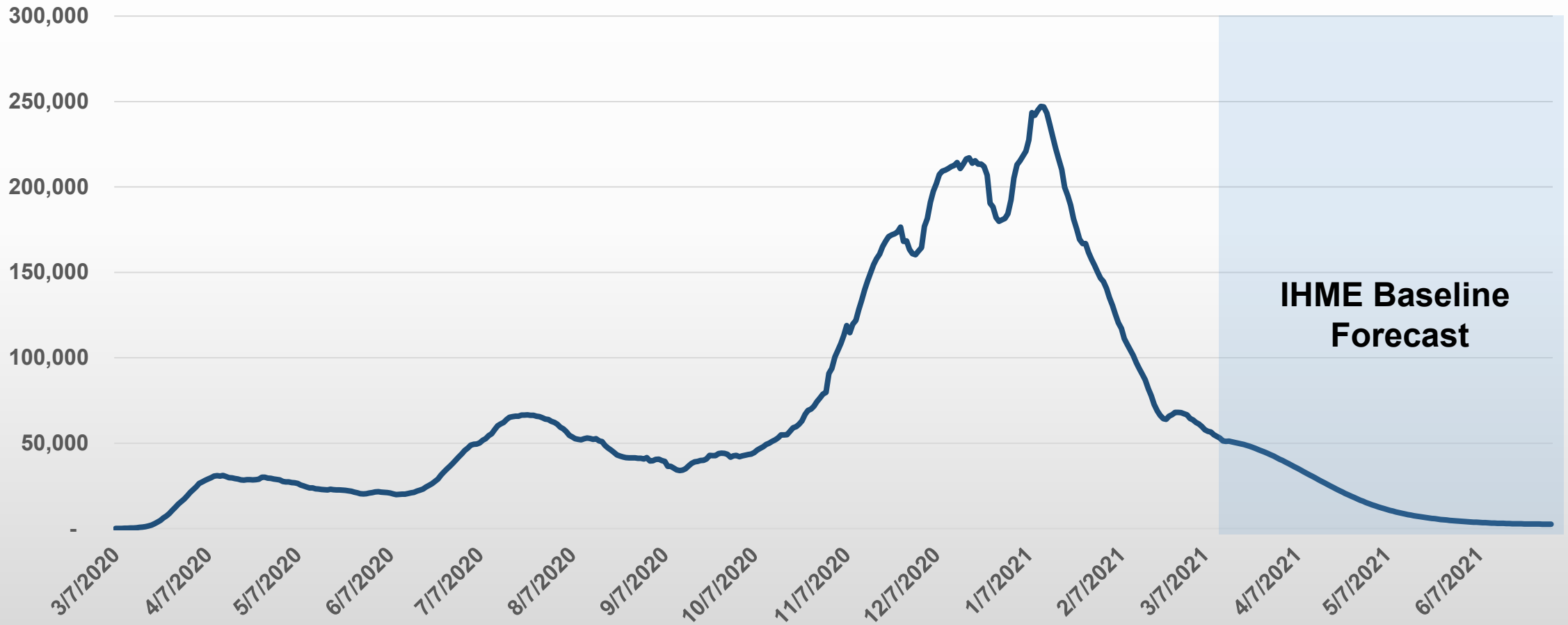
Continued Depressed Mobility

Percentage change from baseline visits; 7 day rolling average



Confirmed & Projected COVID-19 Cases

U.S. Coronavirus Cases; 7-day moving average; IHME Projections



The logo for PCA (Portland Cement Association) features the letters 'PCA' in a bold, white, sans-serif font. A stylized white swoosh underline is positioned beneath the 'A'. A registered trademark symbol (®) is located to the right of the swoosh. The logo is centered horizontally in the upper portion of the slide.

PCA®

Since 1916

America's Cement Manufacturers™

Impacts of the American Rescue Plan Act

Brian Schmidt, Sr. Regional Economist

March 2021